

# Native American Student Services

---

TITLE VII & JOHNSON O'MALLEY



# American Indian/Alaska Native

---

Native

N8V

Native American

Indian

Indun

NDN

American Indian

First Nations

Indigenous

Aboriginal

Tribal

Tribe's Name

Colonized Name

Name for Ourselves

# Graduation Data

American Indian/Alaska Native

Data: 2016

National graduation rate AI/AN: 48%

Lawrence self-identified: 83%

Real numbers: 15 graduated from cohort of 18

NASS: 100%

Real numbers: 7 LFSHS, 27 LHS

# College Readiness & Attrition


A National Point of View

Dr. Brian Brayboy, ASU

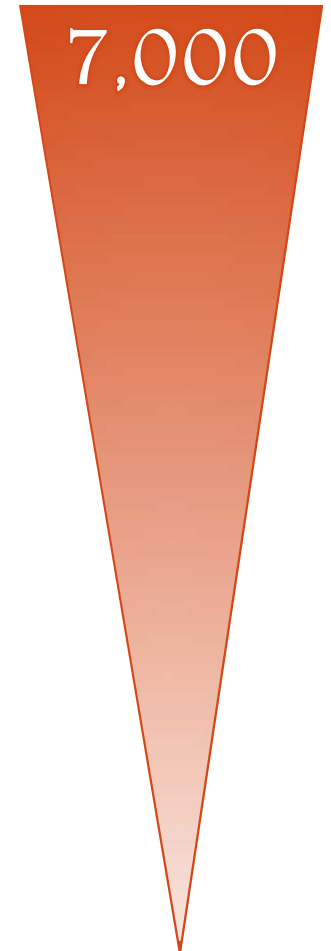
It takes this many AI/AN high school freshmen to make the following:



1 BA



1 MA



1 PhD


# 2016 Summer Academy

---

June 6-24 (3 weeks)	Noon to 4 pm
Kids leaving grades K-5	Average 25 kids a day
LPS Teachers, Paras, Guests	15
Edge	Math, reading
Pride	Self-advocacy, equity, communication
Storytime, NA authors	Followed by craft/multi-age groups
Extras	Physical wellness, safety, snacks, CReSIS

# Program Highlights

---

- N8V Student Voices
  - NASS Scholar Recognition
  - Pageant
  - Continuing to support clubs
- 



Sometimes it is hard being the only one.

# Looking Forward

---

- Solely federally funded
  - Passion, Practice, Persistence
  - Provide opportunities for each Indigenous student to see themselves reflected as well as be heard.
- 