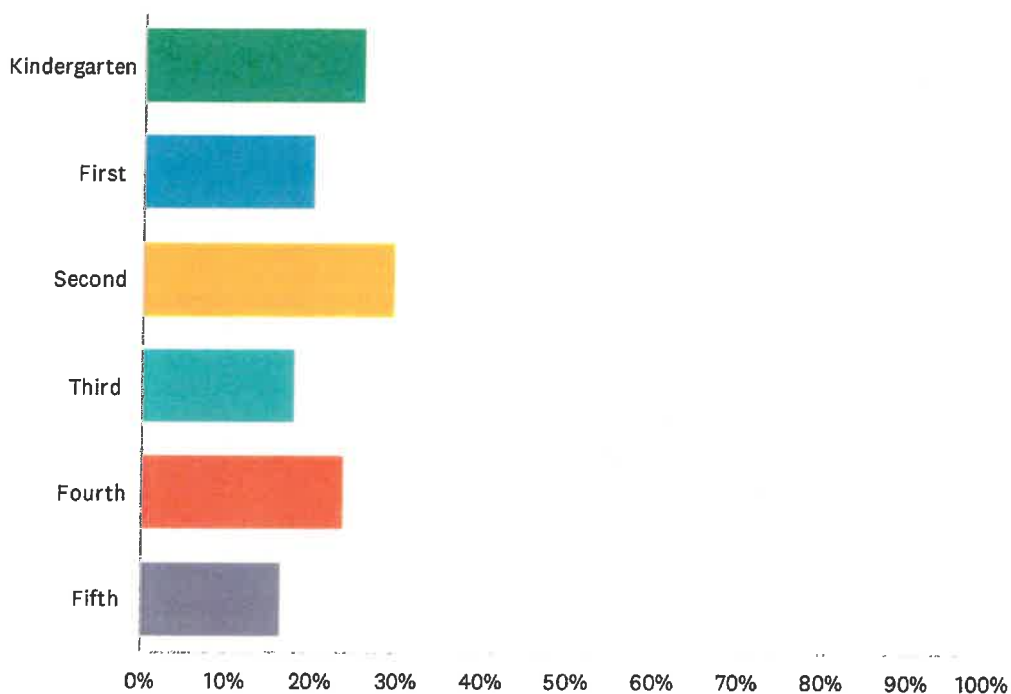


# Q1 I have students in the following grades at Langston.

Answered: 190 Skipped: 1



**ANSWER CHOICES**

- Kindergarten
- First
- Second
- Third
- Fourth
- Fifth

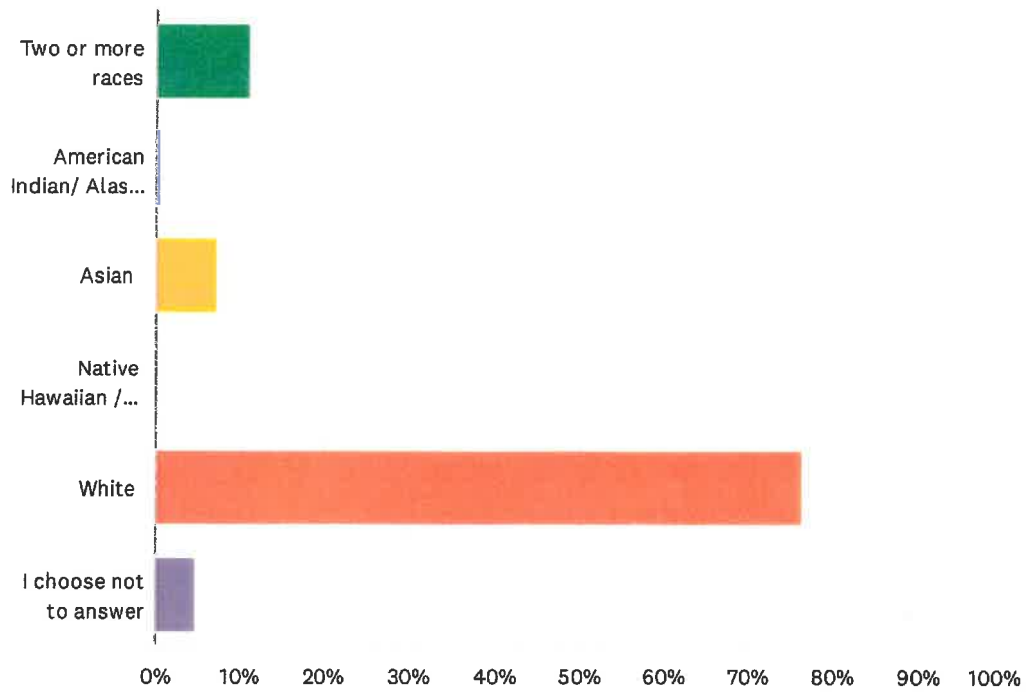
**RESPONSES**

Kindergarten	25.79%	49
First	20.00%	38
Second	29.47%	56
Third	17.89%	34
Fourth	23.68%	45
Fifth	16.32%	31

Total Respondents: 190

## Q2 What is your race?

Answered: 191 Skipped: 0



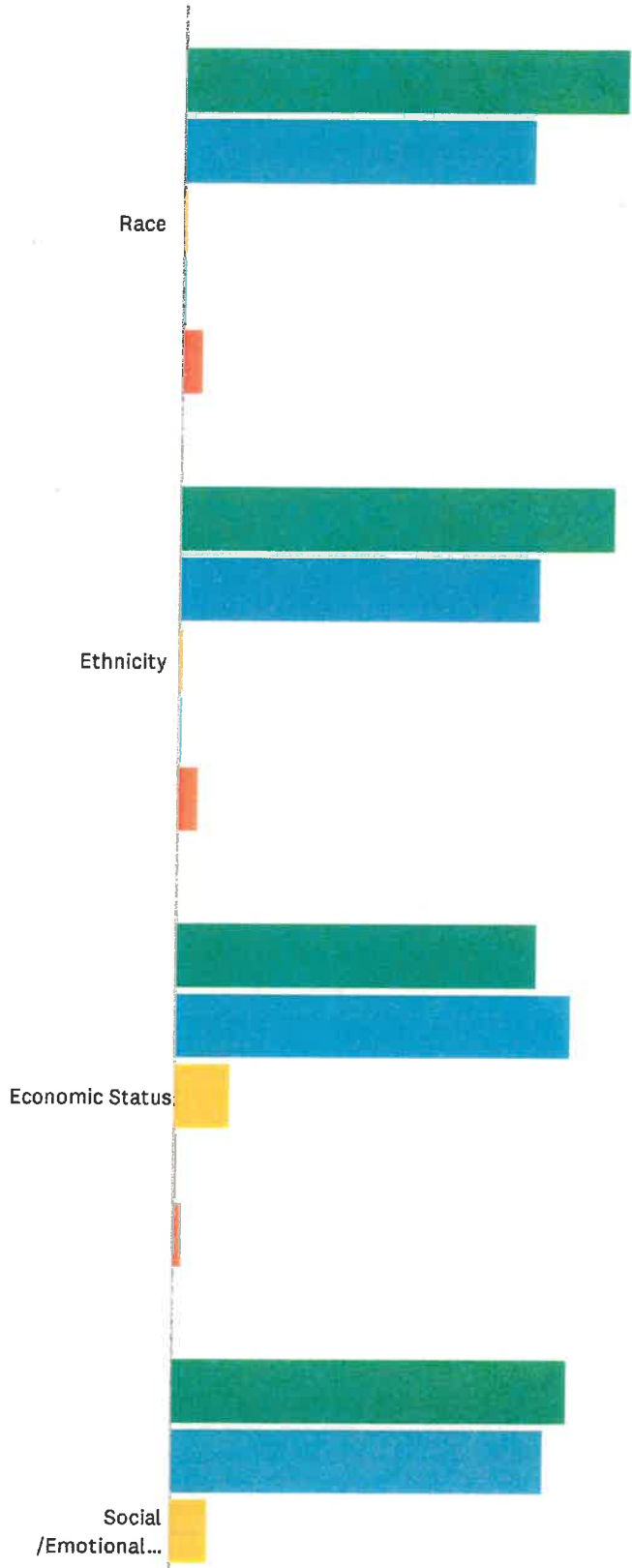
**ANSWER CHOICES**

**RESPONSES**

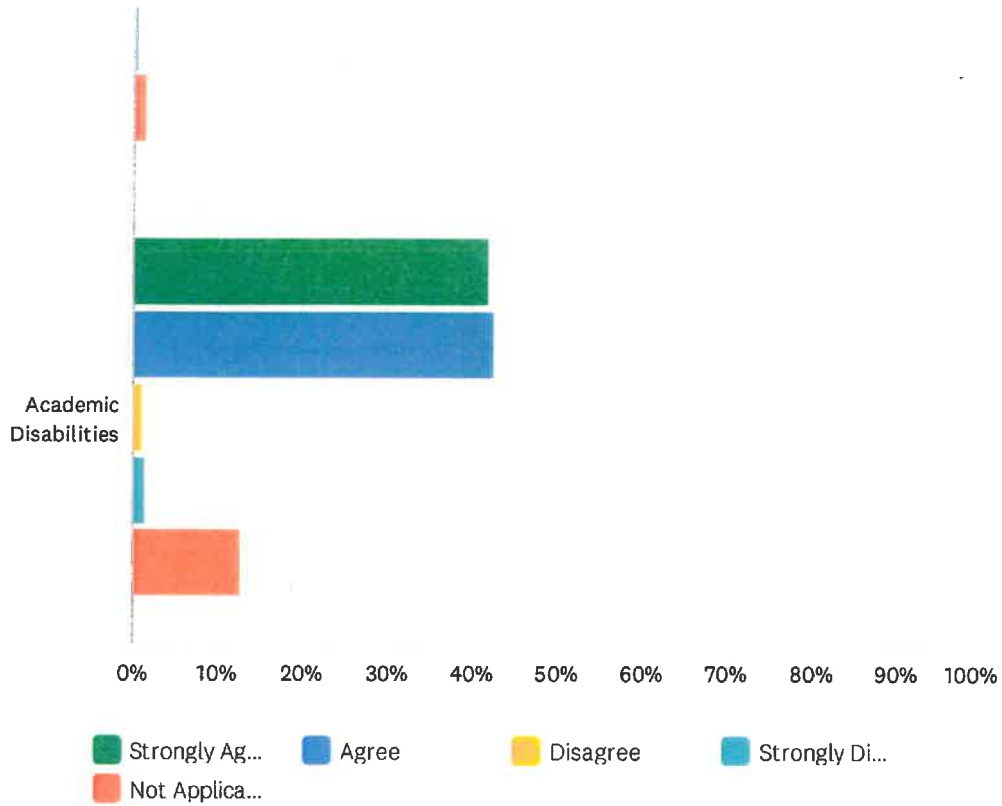
Two or more races	10.99%	21
American Indian/ Alaskan Native	0.52%	1
Asian	7.33%	14
Native Hawaiian / Other Pac Islander	0.00%	0
White	76.44%	146
I choose not to answer	4.71%	9
<b>TOTAL</b>		<b>191</b>

### Q3 Langston Hughes is a place where all students and families are made to feel welcome regardless of:

Answered: 188 Skipped: 3



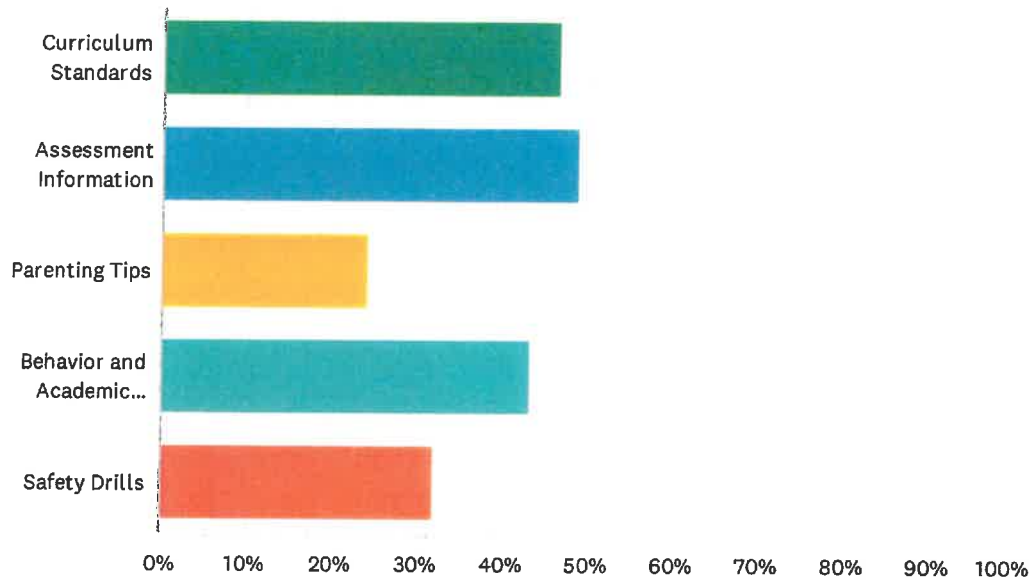
# Langston Hughes Family Survey Fall 2022



	<b>STRONGLY AGREE</b>	<b>AGREE</b>	<b>DISAGREE</b>	<b>STRONGLY DISAGREE</b>	<b>NOT APPLICABLE</b>	<b>TOTAL</b>	<b>WEIGHTED AVERAGE</b>
Race	53.72% 101	42.55% 80	0.53% 1	0.53% 1	2.66% 5	188	1.56
Ethnicity	52.66% 99	43.62% 82	0.53% 1	0.53% 1	2.66% 5	188	1.57
Economic Status	43.62% 82	47.87% 90	6.91% 13	0.53% 1	1.06% 2	188	1.68
Social /Emotional Needs	47.87% 90	45.21% 85	4.79% 9	0.53% 1	1.60% 3	188	1.63
Academic Disabilities	42.02% 79	42.55% 80	1.06% 2	1.60% 3	12.77% 24	188	2.01

## Q4 Please check the topics where you would like to receive additional information.

Answered: 125 Skipped: 66



**ANSWER CHOICES**

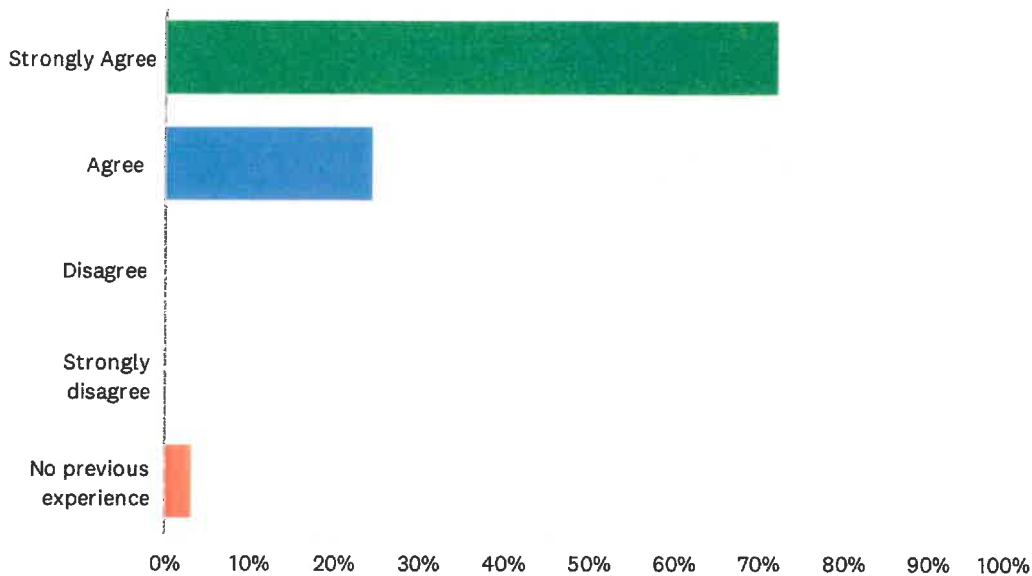
Curriculum Standards  
 Assessment Information  
 Parenting Tips  
 Behavior and Academic Support  
 Safety Drills  
 Total Respondents: 125

**RESPONSES**

46.40% 58  
 48.80% 61  
 24.00% 30  
 43.20% 54  
 32.00% 40

## Q5 The people in the front office are helpful when I have questions and concerns.

Answered: 188 Skipped: 3



**ANSWER CHOICES**

Strongly Agree  
 Agree  
 Disagree  
 Strongly disagree  
 No previous experience

**RESPONSES**

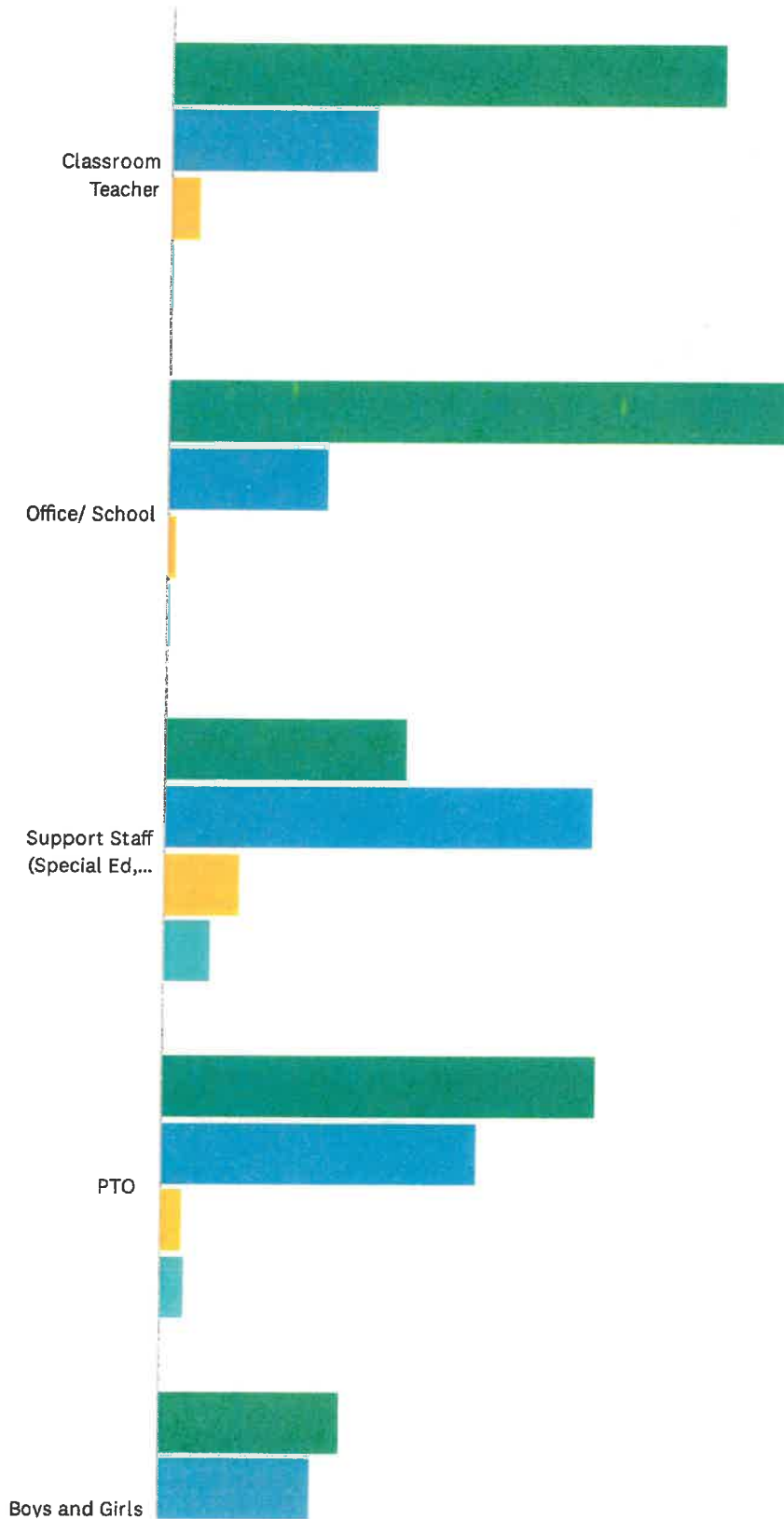
72.34% 136  
 24.47% 46  
 0.00% 0  
 0.00% 0  
 3.19% 6

TOTAL

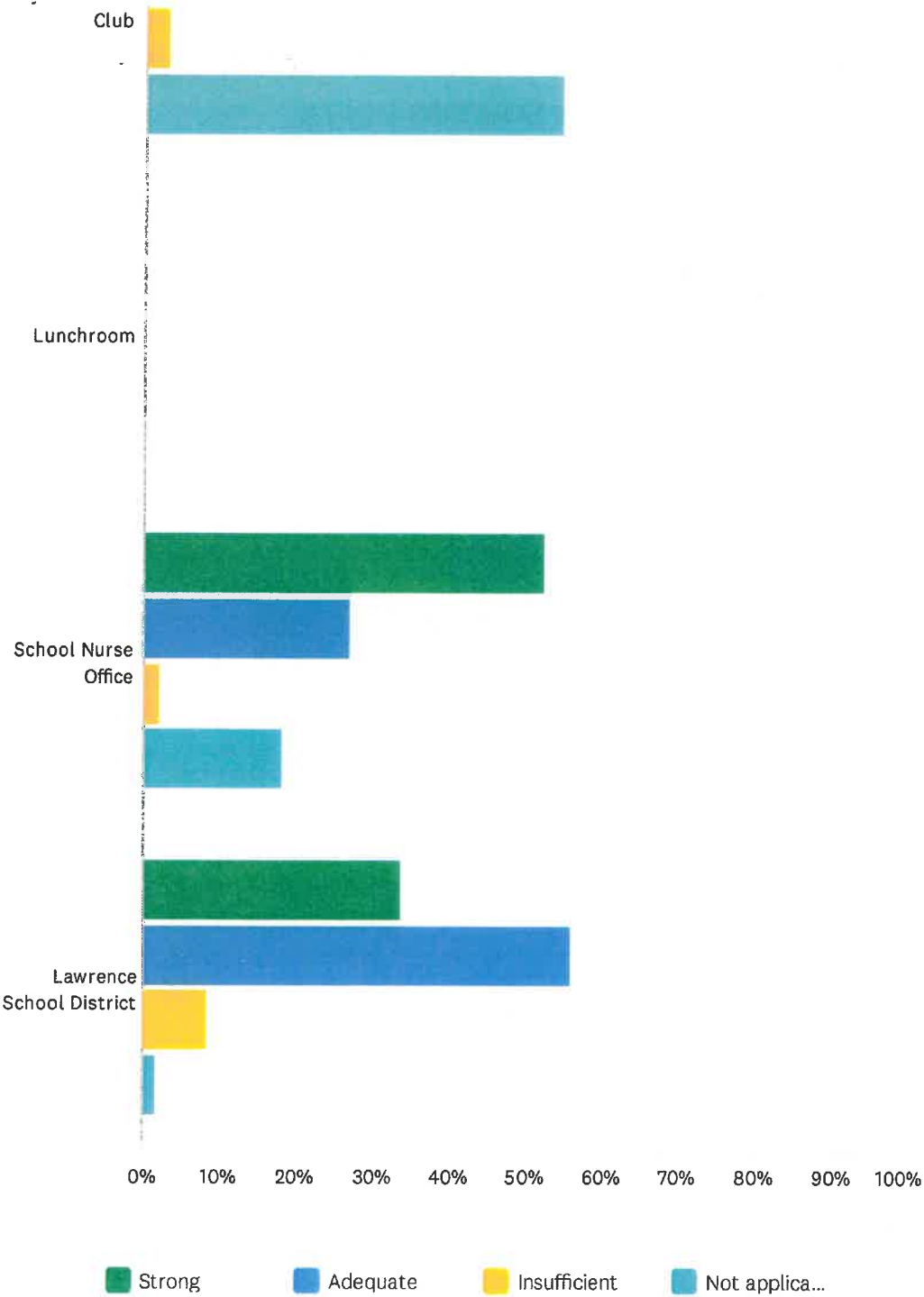
188

### Q6 Please rate communication between Langston Hughes and families from the sources below.

Answered: 188 Skipped: 3



# Langston Hughes Family Survey Fall 2022



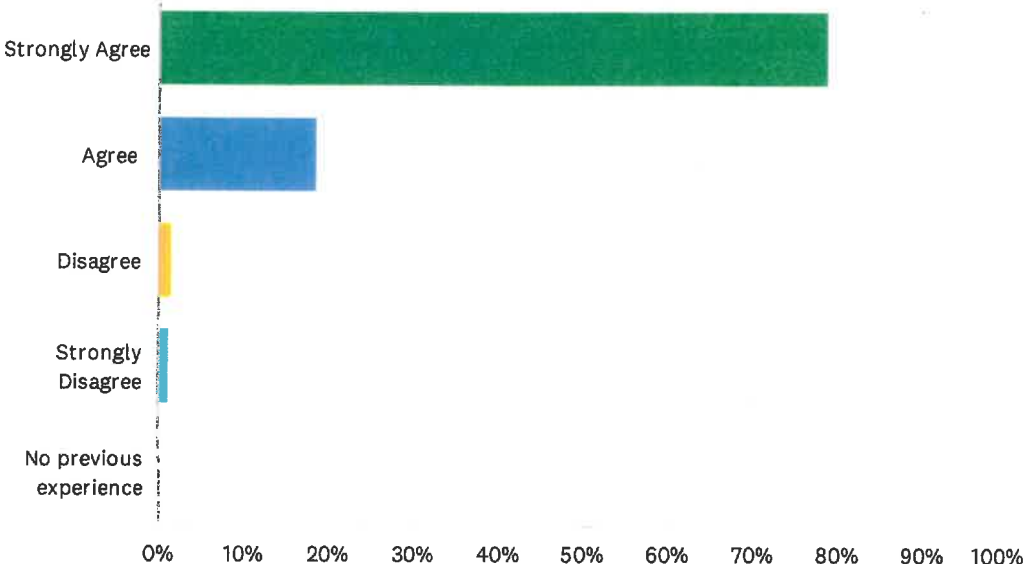


Langston Hughes Family Survey Fall 2022

	<b>STRONG</b>	<b>ADEQUATE</b>	<b>INSUFFICIENT</b>	<b>NOT APPLICABLE TO OUR FAMILY</b>	<b>TOTAL</b>	<b>WEIGHTED AVERAGE</b>
Classroom Teacher	69.68% 131	26.06% 49	3.72% 7	0.53% 1	188	1.35
Office/ School	78.19% 147	20.21% 38	1.06% 2	0.53% 1	188	1.24
Support Staff (Special Ed, Music, PE, Art, Counselor, Library)	30.48% 57	54.01% 101	9.63% 18	5.88% 11	187	1.91
PTO	54.55% 102	39.57% 74	2.67% 5	3.21% 6	187	1.55
Boys and Girls Club	22.87% 43	19.15% 36	3.19% 6	54.79% 103	188	2.90
Lunchroom	0.00% 0	0.00% 0	0.00% 0	0.00% 0	0	0.00
School Nurse Office	52.43% 97	27.03% 50	2.16% 4	18.38% 34	185	1.86
Lawrence School District	33.69% 63	56.15% 105	8.56% 16	1.60% 3	187	1.78

# Q7 The principal is actively involved in school activities and accessible to parents.

Answered: 189 Skipped: 2



**ANSWER CHOICES**

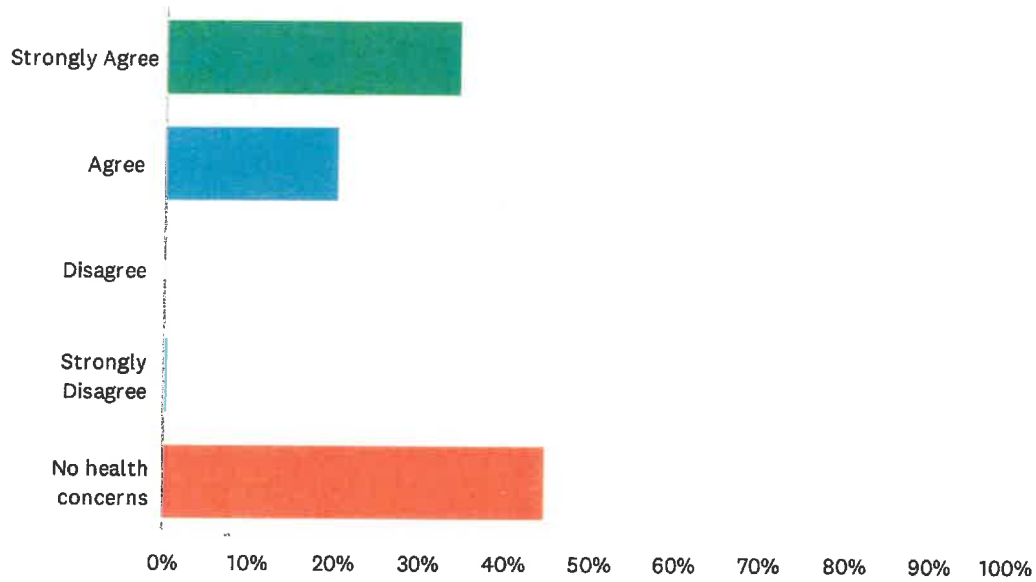
- Strongly Agree
- Agree
- Disagree
- Strongly Disagree
- No previous experience
- TOTAL

**RESPONSES**

Strongly Agree	78.84%	149
Agree	18.52%	35
Disagree	1.59%	3
Strongly Disagree	1.06%	2
No previous experience	0.00%	0
TOTAL		189

### Q8 If you have had a health concern, do you feel there has been appropriate communication regarding your concern?

Answered: 188 Skipped: 3



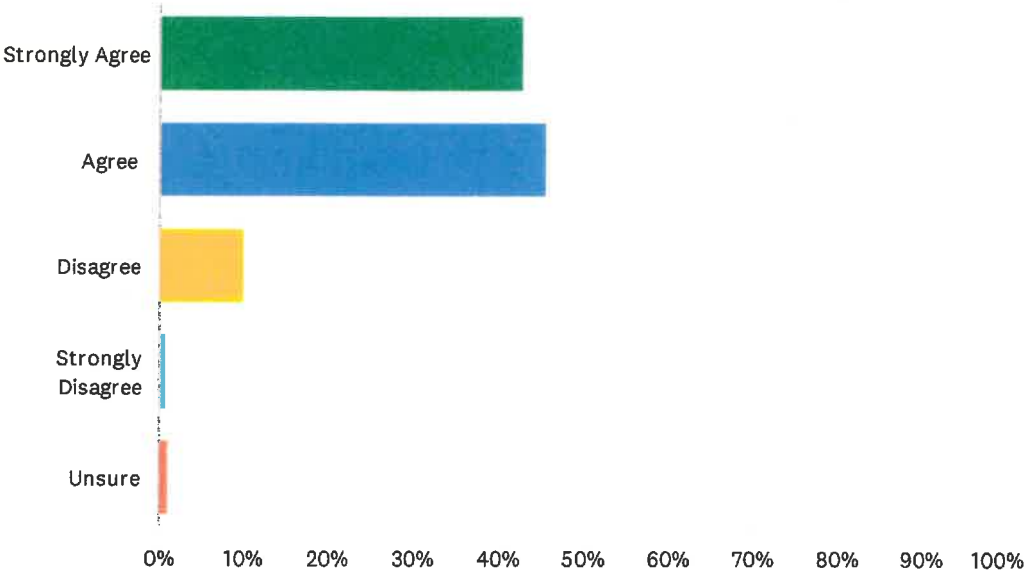
**ANSWER CHOICES**

**RESPONSES**

Strongly Agree	34.57%	65
Agree	20.21%	38
Disagree	0.00%	0
Strongly Disagree	0.53%	1
No health concerns	44.68%	84
<b>TOTAL</b>		<b>188</b>

**Q9 The instruction my child(ren) is/are receiving is appropriate in both the amount and the difficulty level. Please use the comment box if you have multiple students, and your answers are different.**

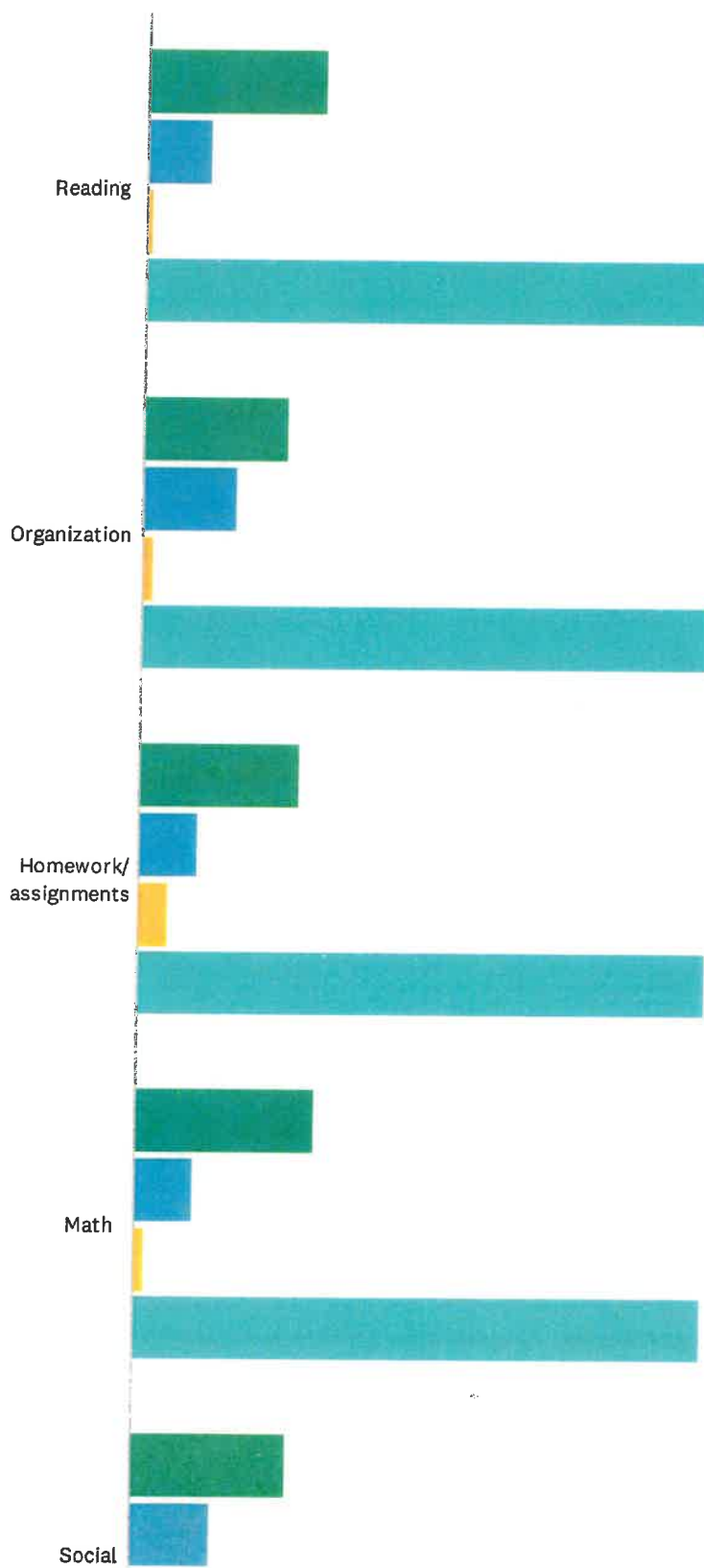
Answered: 180 Skipped: 11



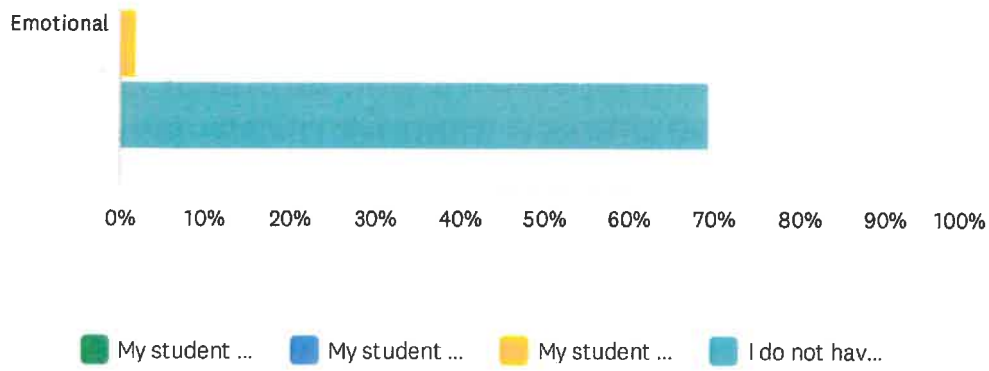
<b>ANSWER CHOICES</b>	<b>RESPONSES</b>	
Strongly Agree	42.78%	77
Agree	45.56%	82
Disagree	10.00%	18
Strongly Disagree	0.56%	1
Unsure	1.11%	2
<b>TOTAL</b>		<b>180</b>

# Q10 If you have a middle school student who attended Langston Hughes, how well did we prepare them for middle school?

Answered: 165 Skipped: 26



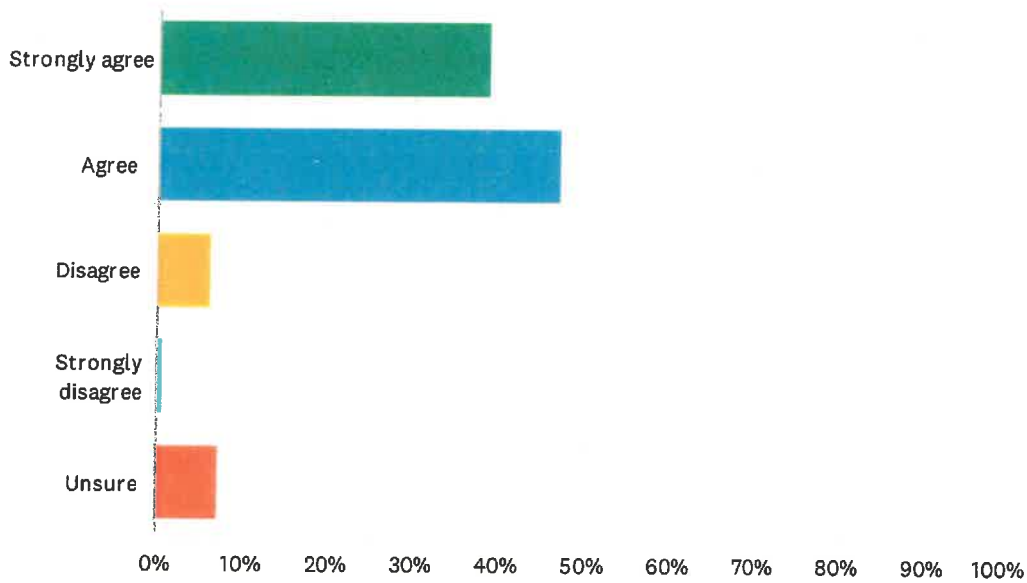
# Langston Hughes Family Survey Fall 2022



	MY STUDENT WAS VERY WELL PREPARED FOR MIDDLE SCHOOL	MY STUDENT WAS SOMEWHAT PREPARED FOR MIDDLE SCHOOL	MY STUDENT WAS NOT PREPARED FOR MIDDLE SCHOOL	I DO NOT HAVE AN OLDER STUDENT THAT ATTENDED LANGSTON	TOTAL	WEIGHTED AVERAGE
Reading	21.95% 36	7.93% 13	0.61% 1	69.51% 114	164	3.18
Organization	17.68% 29	11.59% 19	1.22% 2	69.51% 114	164	3.23
Homework/ assignments	19.51% 32	7.32% 12	3.66% 6	69.51% 114	164	3.23
Math	21.95% 36	7.32% 12	1.22% 2	69.51% 114	164	3.18
Social Emotional	18.90% 31	9.76% 16	1.83% 3	69.51% 114	164	3.22

**Q11 My student is receiving the academic and social-emotional support they need to be successful in school. Please use the comment box if you have multiple students, and your answers are different.**

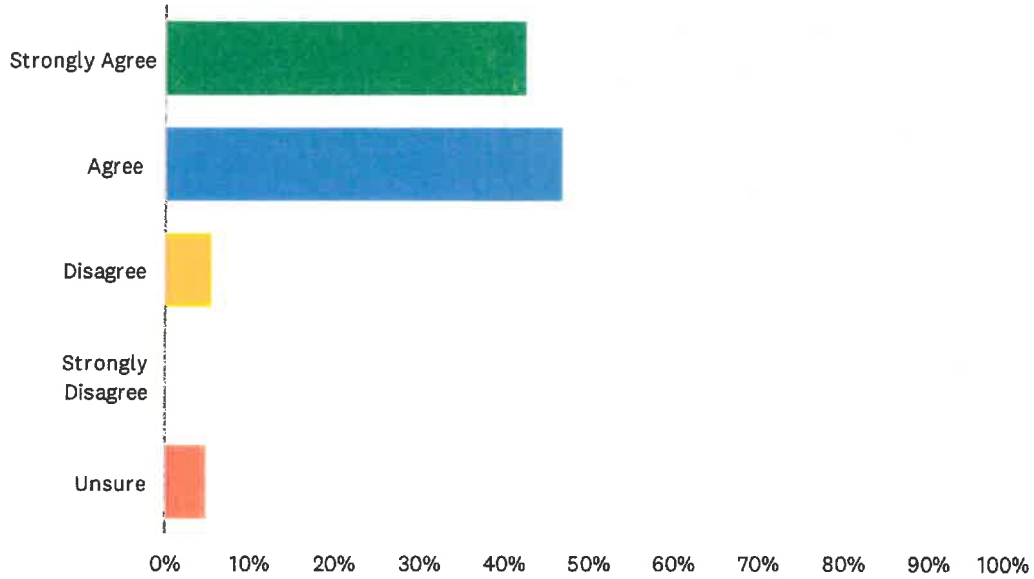
Answered: 180 Skipped: 11



ANSWER CHOICES	RESPONSES	
Strongly agree	38.89%	70
Agree	47.22%	85
Disagree	6.11%	11
Strongly disagree	0.56%	1
Unsure	7.22%	13
<b>TOTAL</b>		<b>180</b>

**Q12 The Langston staff know my student well and can meet their individual needs. Please use the comment box if you have multiple students, and your answers are different.**

Answered: 181 Skipped: 10



ANSWER CHOICES	RESPONSES	
Strongly Agree	42.54%	77
Agree	46.96%	85
Disagree	5.52%	10
Strongly Disagree	0.00%	0
Unsure	4.97%	9
<b>TOTAL</b>		<b>181</b>




**Q13 Please share any other important issues/concerns or compliments that have not been addressed in this survey.**

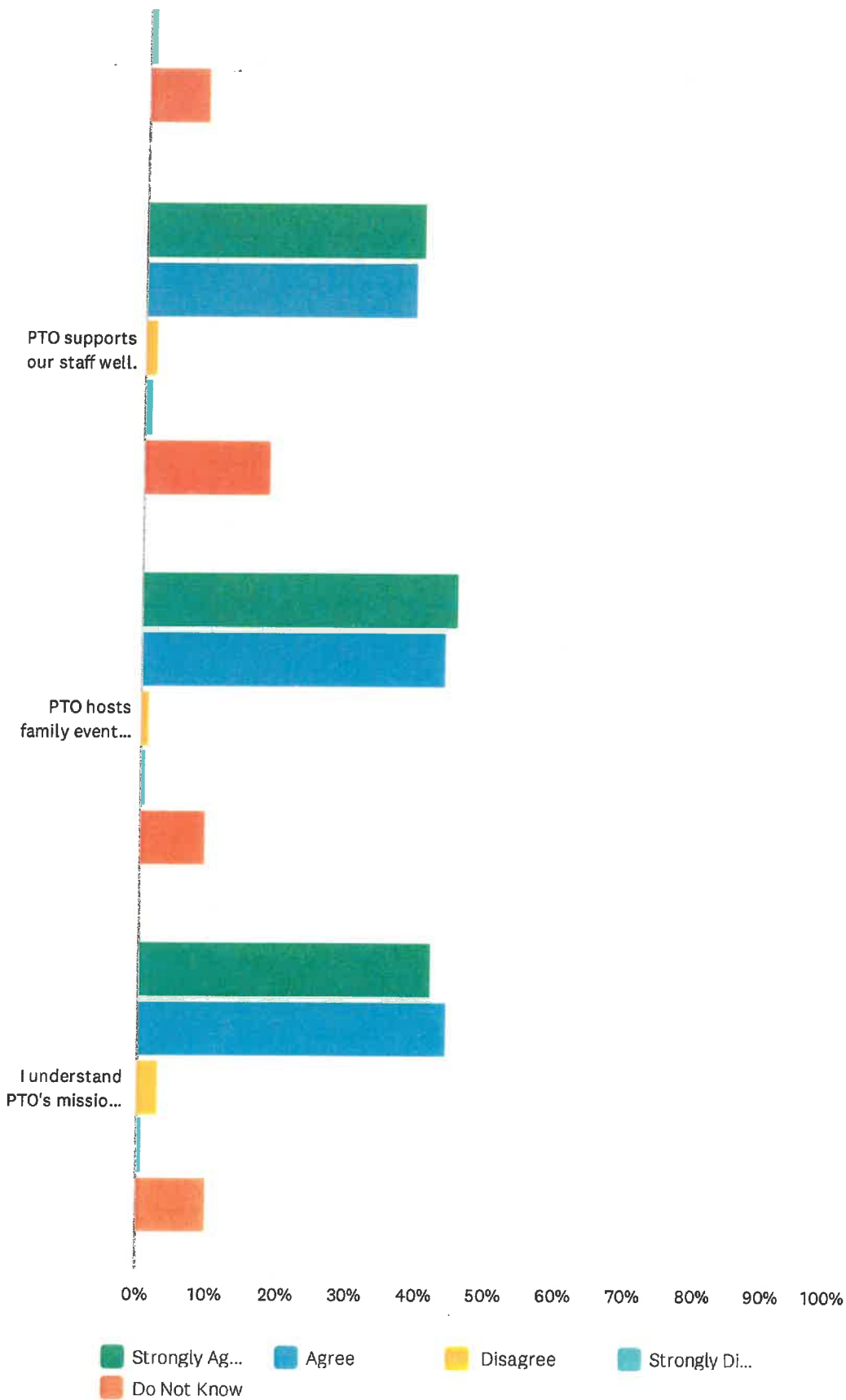
Answered: 28 Skipped: 163

### Q14 Please choose the extent to which you agree with the following statements

Answered: 174 Skipped: 17



Langston Hughes Family Survey Fall 2022

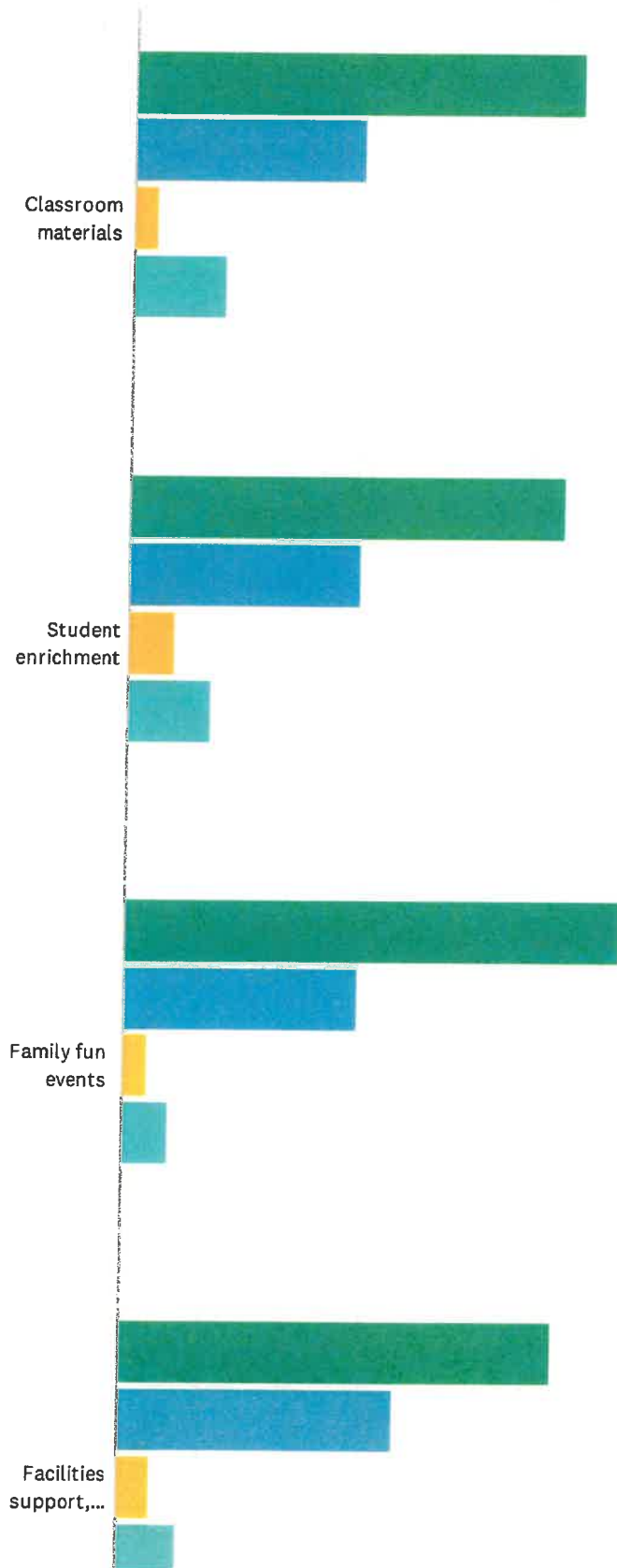


Langston Hughes Family Survey Fall 2022

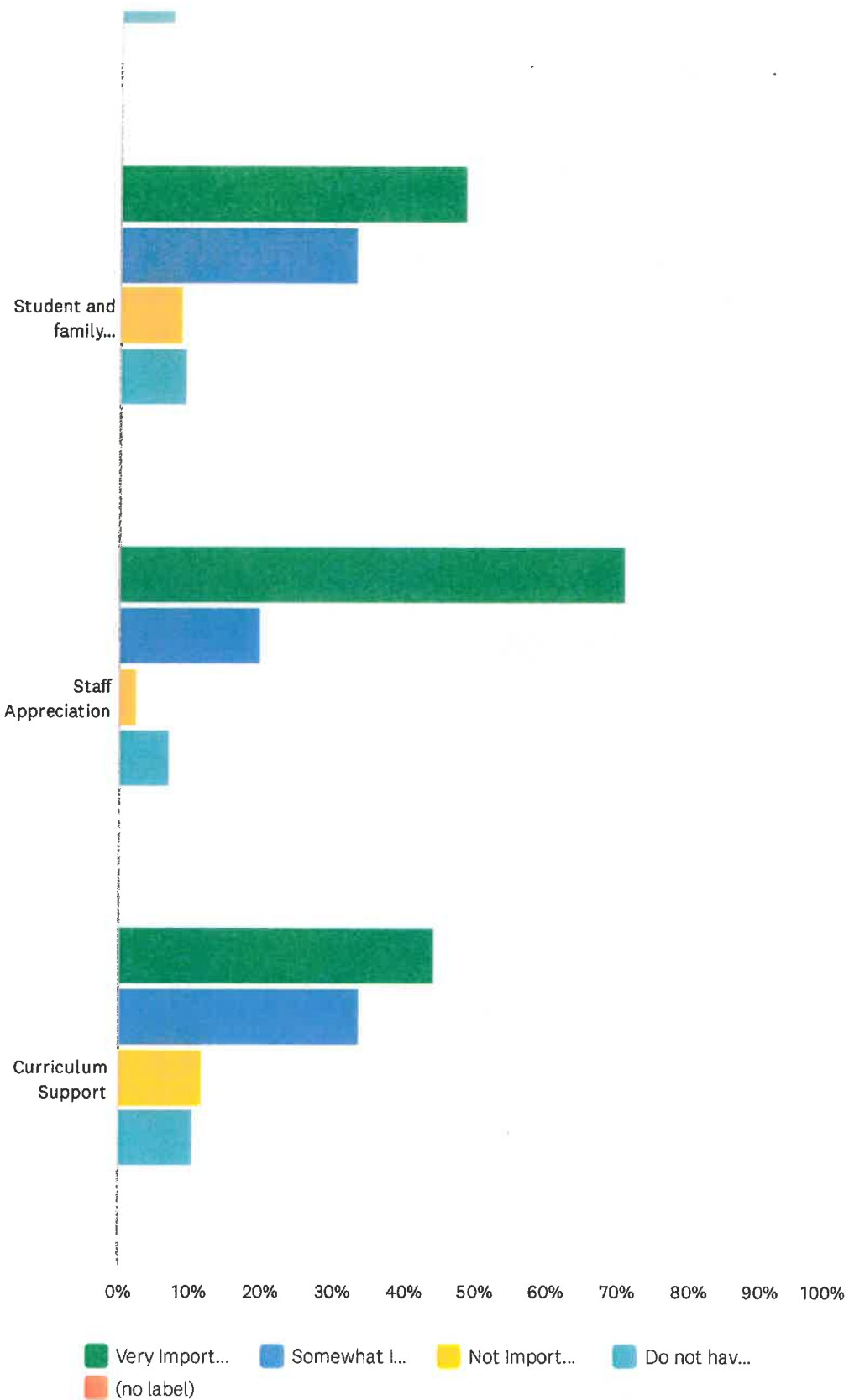
	<b>STRONGLY AGREE</b>	<b>AGREE</b>	<b>DISAGREE</b>	<b>STRONGLY DISAGREE</b>	<b>DO NOT KNOW</b>	<b>TOTAL</b>	<b>WEIGHTED AVERAGE</b>
PTO communicates well with families.	39.08% 68	48.28% 84	5.17% 9	1.15% 2	6.32% 11	174	1.87
I know where to find information about PTO and PTO events.	36.63% 63	45.35% 78	11.63% 20	1.16% 2	5.23% 9	172	1.93
PTO is valuable to the Langston Hughes community (teachers, staff, students, and families).	50.87% 88	38.15% 66	1.73% 3	1.16% 2	8.09% 14	173	1.77
I have opportunities to be involved in PTO as much or as little as I'd like.	44.19% 76	44.19% 76	1.74% 3	1.16% 2	8.72% 15	172	1.86
PTO supports our staff well.	40.12% 69	38.95% 67	1.74% 3	1.16% 2	18.02% 31	172	2.18
PTO hosts family events that are fun.	45.35% 78	43.60% 75	1.16% 2	0.58% 1	9.30% 16	172	1.85
I understand PTO's mission and purpose.	42.11% 72	44.44% 76	2.92% 5	0.58% 1	9.94% 17	171	1.92

### Q15 How Important is it for PTO to support the following:

Answered: 172 Skipped: 19



# Langston Hughes Family Survey Fall 2022



Langston Hughes Family Survey Fall 2022

	<b>VERY IMPORTANT</b>	<b>SOMEWHAT IMPORTANT</b>	<b>NOT IMPORTANT</b>	<b>DO NOT HAVE AN OPINION</b>	<b>(NO LABEL)</b>	<b>TOTAL</b>	<b>WEIGHTED AVERAGE</b>
Classroom materials	56.40% 97	29.07% 50	2.91% 5	11.63% 20	0.00% 0	172	1.70
Student enrichment	54.65% 94	29.07% 50	5.81% 10	10.47% 18	0.00% 0	172	1.72
Family fun events	61.99% 106	29.24% 50	2.92% 5	5.85% 10	0.00% 0	171	1.53
Facilities support, including playgrounds	54.07% 93	34.30% 59	4.07% 7	7.56% 13	0.00% 0	172	1.65
Student and family appreciation	48.54% 83	33.33% 57	8.77% 15	9.36% 16	0.00% 0	171	1.79
Staff Appreciation	70.93% 122	19.77% 34	2.33% 4	6.98% 12	0.00% 0	172	1.45
Curriculum Support	44.19% 76	33.72% 58	11.63% 20	10.47% 18	0.00% 0	172	1.88

Answered: 11 Skipped: 180